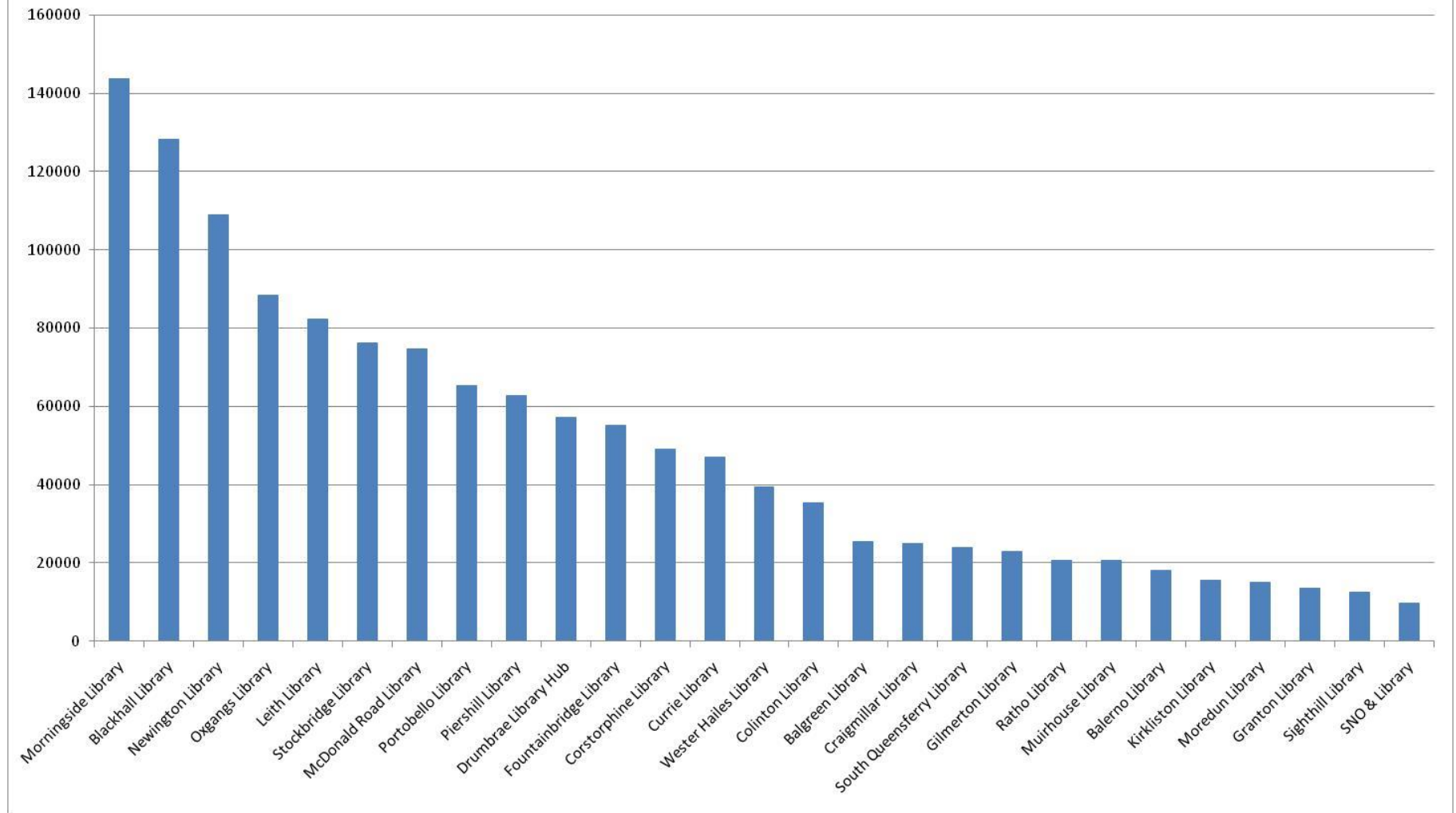


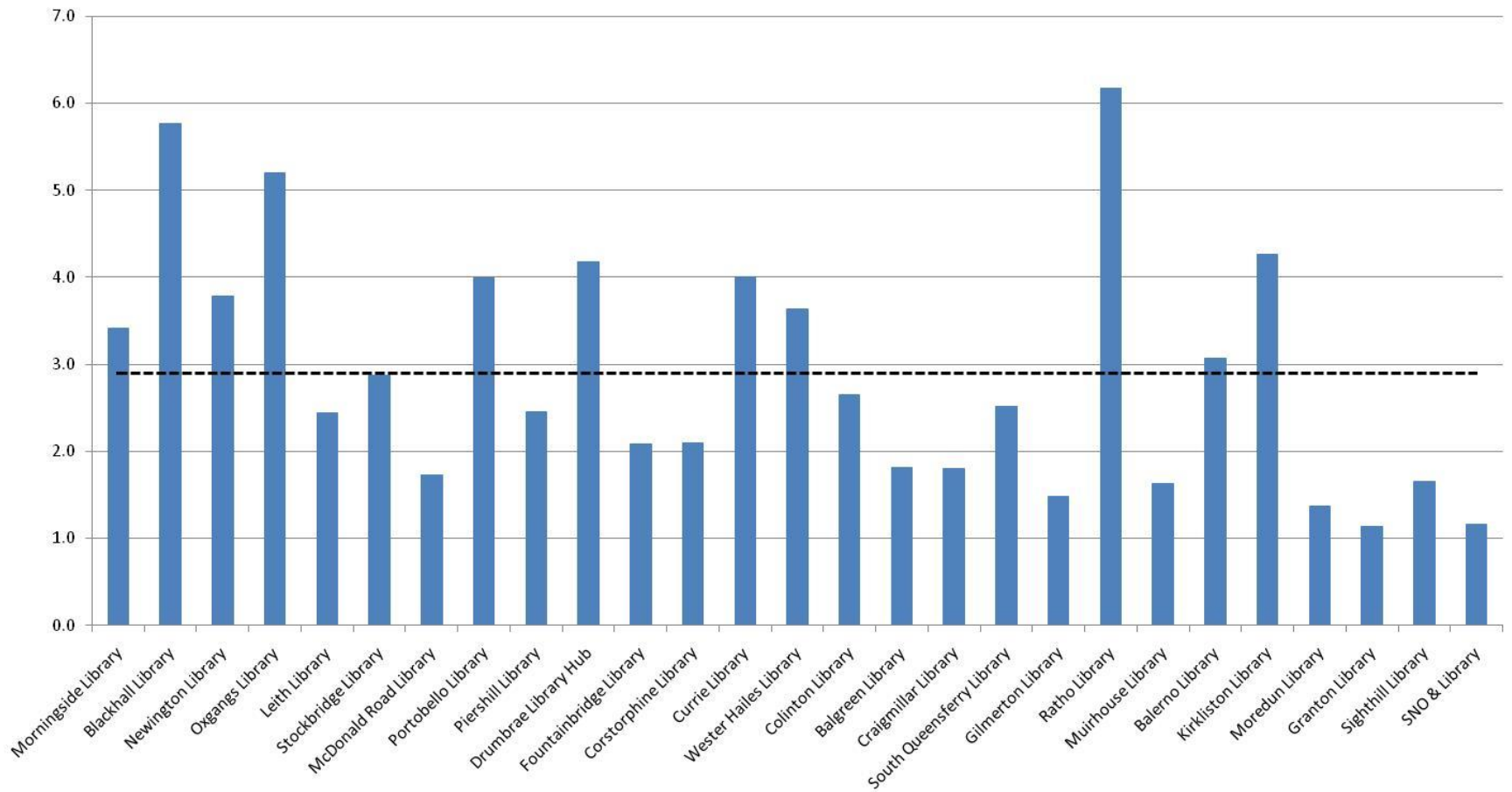
Using Data in Lifelong Learning – Examples of recent data collection and use in Libraries

Andrew McTaggart – Lifelong Learning
Strategy Officer (Libraries)

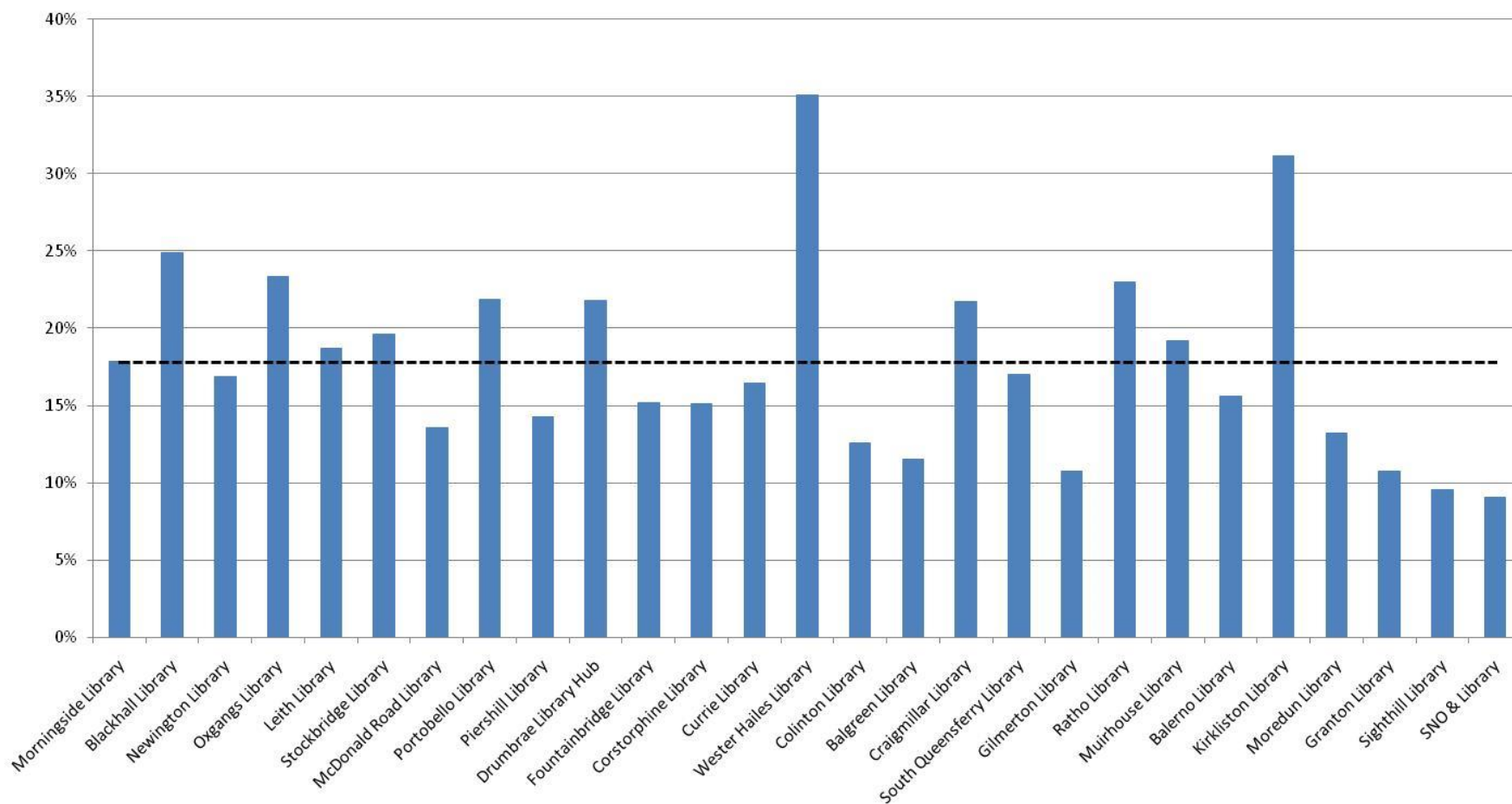
Total Issues Apr 2017 to Mar 2018

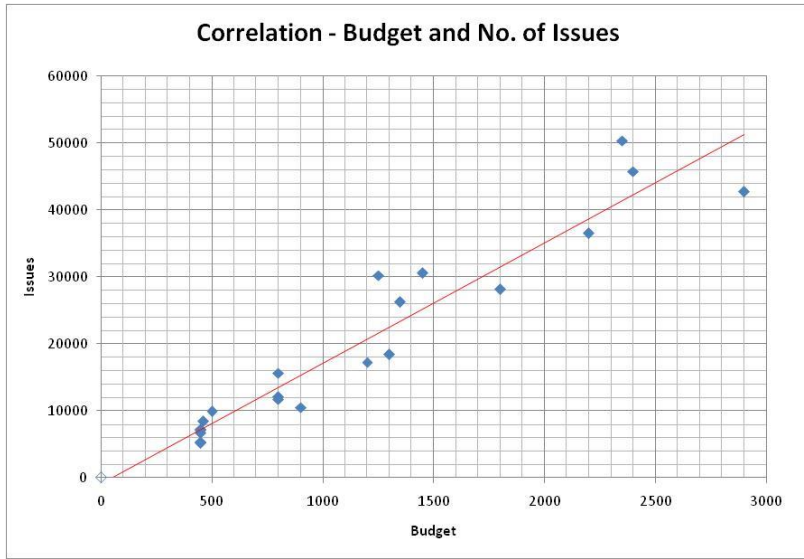


Issues per Capita - April 2017 to March 2018

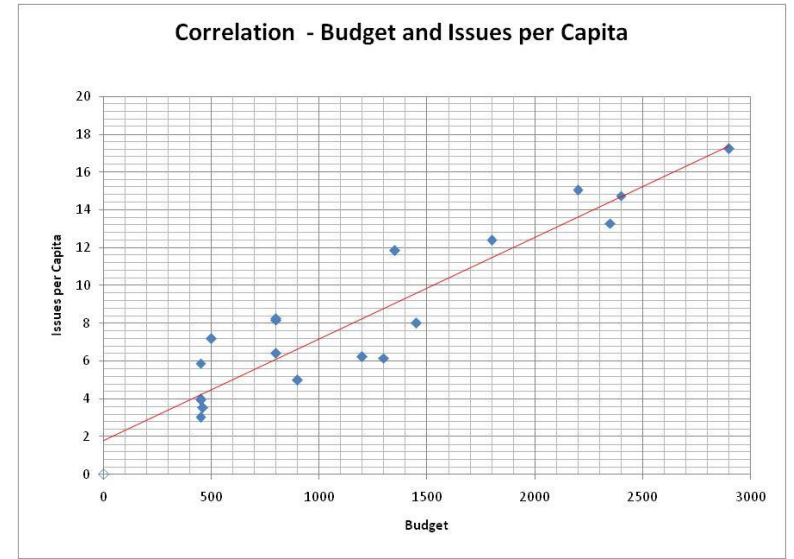


Active Members as % of Local Population

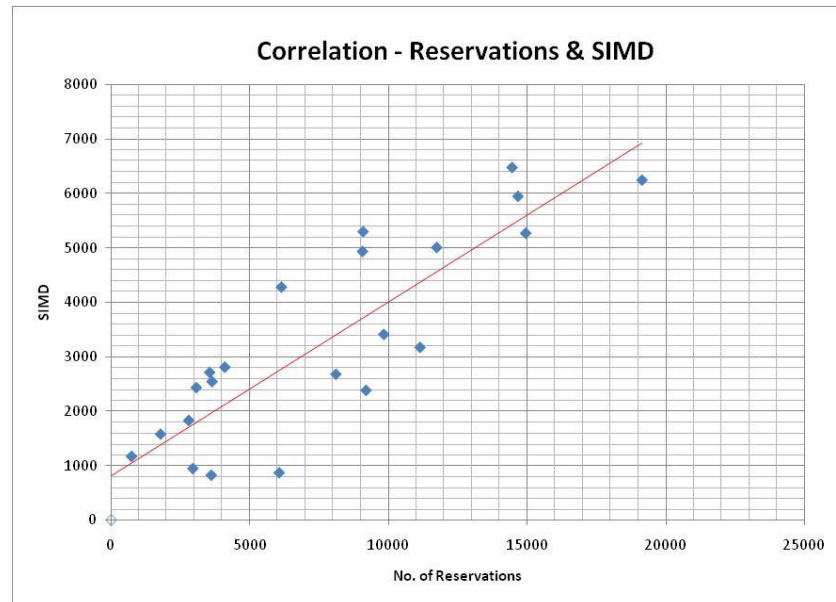




$r = 0.96$



$r = 0.93$



$r = 0.86$

Summer Reading Challenge:

- Provide free activities with no economic barrier to participation
- Develop literacy skills and promote reading for pleasure and associated benefits (Clark & Rumbold, 2006):
 - Reading attainment and writing ability
 - Text comprehension and grammar
 - Breadth of vocabulary
 - Positive reading attitudes
 - Improved attainment levels
 - Greater self-confidence
 - General knowledge
 - A better understanding of other cultures
 - Community participation
 - A greater insight into human nature and decision-making
- Help tackle the 'summer slide' with reading and maintaining confidence in reading (UKLA)
- Identifies the library as a place to spend leisure time
- Provide diversionary activities which reduce opportunities for engaging in anti-social behaviour
- Varying nature of activities introduces children to other potential interests and develops new skills
- Build relationship between library and parents whilst identifying the library as a safe space to spend leisure time
- Deliver fun, structured activity with an educational basis

Name

Address

Post
Code

Telephone

Age

Please tick

Boy

Girl

Your school

New school in Sept (if you're changing school)

How did you find out about Creepy House?

School

The library

Posters/adverts

Family/friends

Taken part before

Other

If other please give details:

FIRST NAME

SURNAME

Library card number

Branch/Library code

Tick if joined library in order to take part

Date/Stamp

1 _____

2 _____

3 _____

4 _____

5 _____

6 _____

We may send you details of events and services of interest to library members and may contact you by phone, mail, e-mail or text message. Please tick this box if you, or the child, AGREE to receive details in this way.

SUMMER READING CHALLENGE 2017

LIBRARY

Total Number of Starters

Overall
Completion
Rate

Total Number of Finishers

Gender Breakdown

Starters

Finishers

Girls

Boys

Age Breakdown

Starters

Finishers

Age Under 4

Age 5 - 7

Age 8 to 11

Age 12 and over

Schools Data

Name of School

Starters

Finishers

Promotional Activities

A. Activities and Events specifically introduced over the summer to promote Reading Challenge (additional sessions)

Total Attendance Numbers

No. of
Activities

Children

Parent/Carer

Average per Session

B. Regular Activities and Events used to promote Reading Challenge over the summer

Total Attendance Numbers

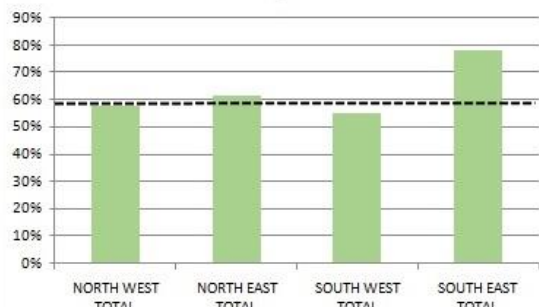
No. of

Children

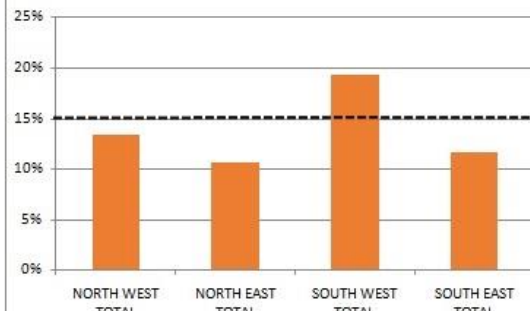
Parent/Carer

Average per Session

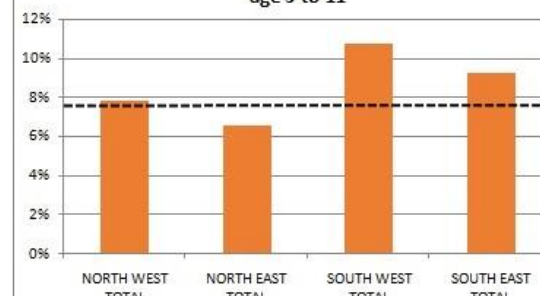
Overall Completion Rate



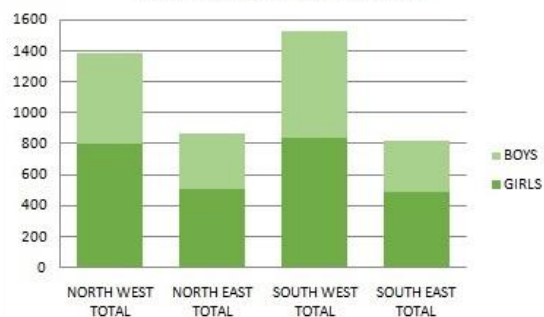
Starters as % of Local Population age 5 to 11



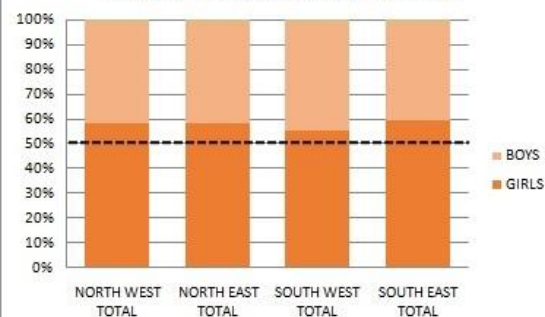
Completion Rate as % of Local Population age 5 to 11



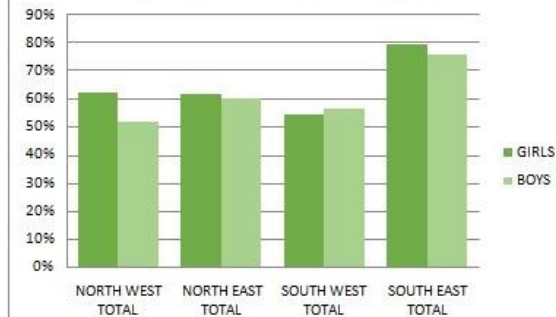
Total Number of Starters



Gender Breakdown of Starters



Completion Rate of Starters by Gender



Promotional Activities/Events

A. Activities and Events specifically introduced over the summer to promote Reading Challenge

	Number of Activities	Number Attending		Average per Session	
		Children	Adults	Children	Adults
NORTH WEST TOTAL	62	1091	454	17.6	7.3
NORTH EAST TOTAL	45	630	389	14.0	8.6
SOUTH WEST TOTAL	169	1880	396	11.1	2.3
SOUTH EAST TOTAL	105	1558	367	14.8	3.5

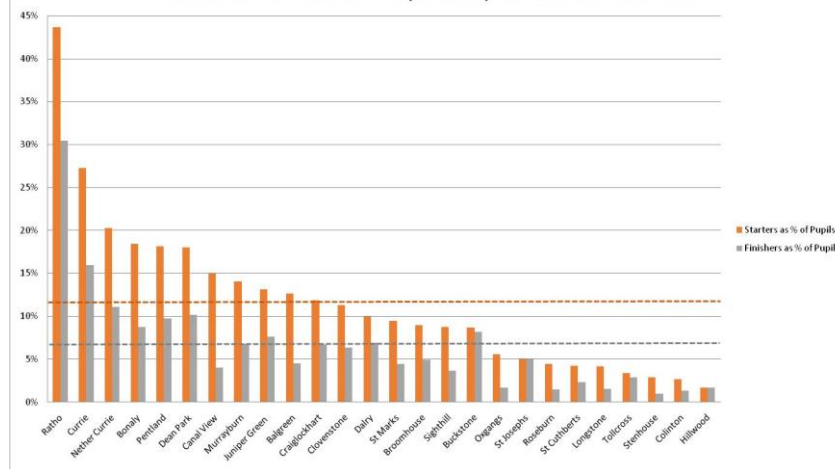
CITYWIDE TOTAL	381	5159	1606	14	4
Avg Events per Library 14					

B. Regular Activities and Events used to promote Reading Challenge over the summer (i.e. Bookbug, Chatterbooks etc)

	Number of Activities	Number Attending		Average per Session	
		Children	Adults	Children	Adults
NORTH WEST TOTAL	96	1774	1413	18.5	14.7
NORTH EAST TOTAL	90	2066	1595	23.0	17.7
SOUTH WEST TOTAL	203	2933	1926	14.4	9.5
SOUTH EAST TOTAL	67	1481	1347	22.1	20.1

CITYWIDE TOTAL	456	8254	6281	18	14
Avg Events per Library 17					

Starters and Finishers as % of Primary School Pupils on School Roll - South West



Edinburgh Libraries 2017 SRC:

A total of 4,593 children participated in the Summer Reading Challenge.

- 1 in 7 children living in Edinburgh started the challenge
- 1 in 12 children living in Edinburgh completed the challenge

42% of participants were boys

10% were age 4 or under

44% age 5-7

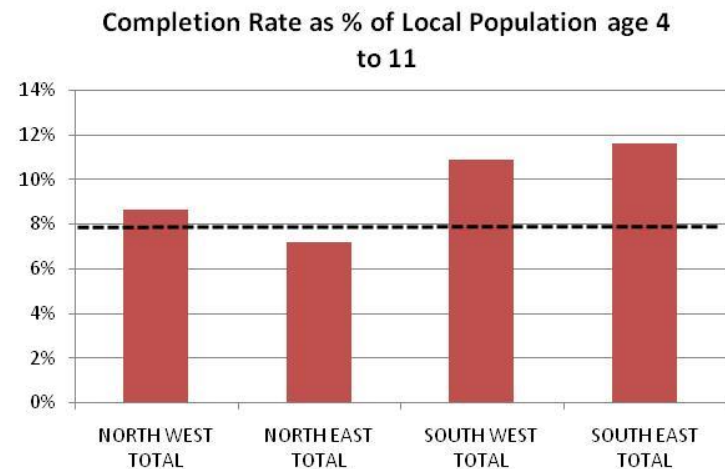
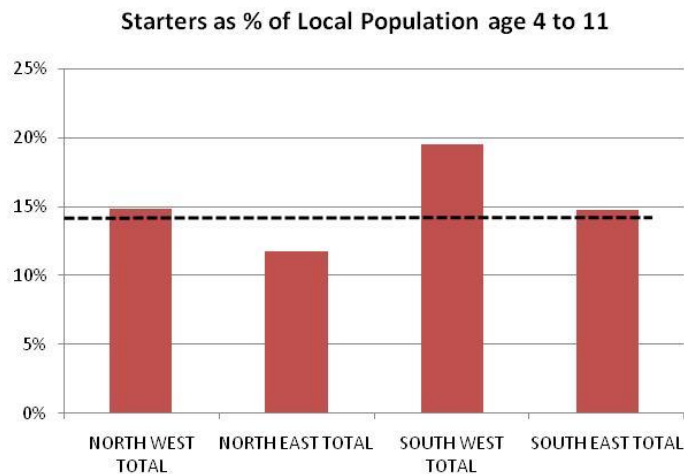
42% age 8-11

4% age 12+

62% of participants completed the challenge (UK average 53%)

Completion rate for girls was 63%, for boys it was 59%

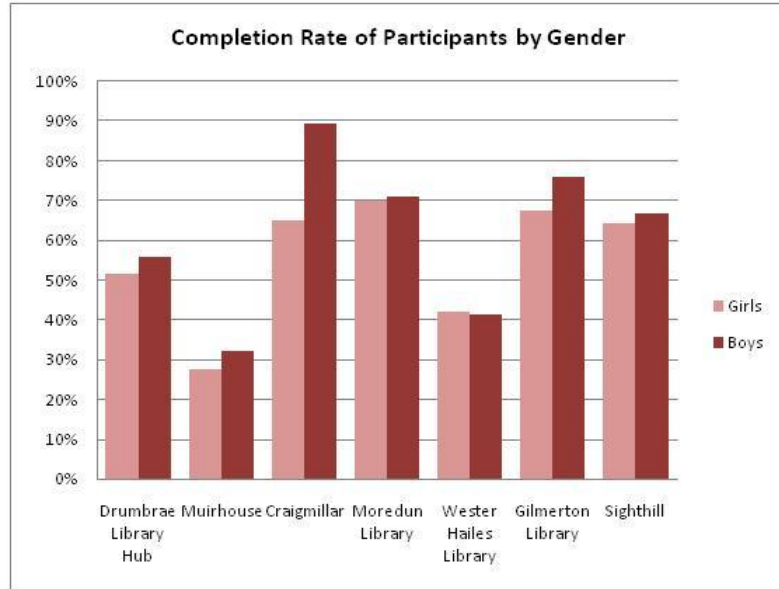
A total of 837 activities were used to promote participation and completion of the challenge with an average of 16 children and 9 adults attending each event.



The NLT survey (2016) found that a child's socio-economic background was not linked to reading pleasure, as the Trust did not find any difference between children who received free school meals and those who did not.

In lower ranking SIMD areas of Edinburgh 1 in 8 children age 5-11 participated in the challenge, with 1 in 13 completing it.

July and August accounted for 19.3% of yearly issues for age 5-11 (*All others 16.9%*)



Citywide, girls on average were more likely to complete the challenge, however, in these areas boys who started were more likely to complete it.

These libraries held a total of 173 activities specifically introduced for the challenge with an average of 1 adult attending to every 7 children. (Citywide average 1 adult to every 3 children)

Schools:

Children from 85 different schools participated

Children in more rural areas where a library was available (i.e. Ratho, South Queensferry and Kirkliston) were more likely to participate and complete the challenge.

School proximity to a library was key in participation and completion.

12 Primary schools identified using Summer Reading and SIMD data for additional support via Bookbus:

Forthview
Craigroyston
Ferryhill
Hermitage Park
Brunstane
Stenhouse
Broomhouse
Sighthill
Gilmerton
Gracemount
St Davids
St Ninians

